

MORRIS
MATERIAL HANDLING™

ZIP-V™ ELECTRIC CHAIN HOIST

**VALUE AND
DEPENDABILITY**



P&H

CRANES / HOISTS / SERVICE / PARTS

A TRADITION OF EXCELLENCE

ZIP-V™ Electric Chain Hoist

The rugged P&H Zip-V electric chain hoist is engineered for safety, reliability, easy maintenance and long life. It can handle a wide variety of applications with an extensive combination of lifting capacities, speeds and mounting arrangements. The P&H Zip-V, with its many features, offers outstanding quality and value.

- In-stock - Quick Ship components
- Easy to maintain
- Competitively priced
- Quick shipment
- Two year warranty
- Quality

Standard Features & Benefits

Corrosion Resistance

- Electro-Zinc plated load chain
- Epoxy finish paint (80 micron thickness)

H4 Heavy Duty Rating Service

- For all 3 phase and most single phase units

Class F Motor Insulation

- Allows higher motor temps / more work per hour and operation in higher ambient temperatures
- Thermal protection shut-off

5 Pocket Load Wheel (6 Pocket on ZP16 Model)

- Increases chain life and provides smoother lifting and better load positioning than hoists with more common 4 pocket load wheels

NEMA 3R Enclosure

- Sealed for work indoors or outdoors

Overload Slip Clutch

- Protects operator and equipment from dangerous overloads

Upper & Lower Travel Limit Switch

- Shuts hoist off, preventing improper operation, and extends life of overload slip clutch by preventing abuse



Chain Container

- Standard for standard lifts
- Keeps excess chain stored “out of the way” preventing snags or damage to your lifted load
- Oil and dirt resistant design

Precision Ground Gearing AGMA 10 or Better

- Quiet and smooth operation and long life

On/Off Emergency Stop Button (Standard)

- Quick access to emergency cut off; extra safety for your operators, often an expensive option on other brands

Plug-In Pendant Station

- Fast install, easy maintenance

Trolleys

- Includes drop lugs and bumpers as standard

Trolley Brake

- Standard for motorized trolley

Hoists

- Available in single speed or 2 speed; slow speed is 25% of fast speed on two speed models to allow for fine positioning of your loads



Customization

Optional Features

Patented Track Trolley

Trolleys feature hardened steel flat tread wheels designed for maximum bearing surface contact with your patented track section running surface. Wheel tread surface hardness is 425 BHN. Will fit: 2", 3.25", 3.33", 4" and 4.5" patented track section flange widths.

Swivel Motor Driven Trolley

Allows for shorter curve radius tolerances on custom monorail applications. ZP05, ZP10 and ZP16 hoist swivel trolleys can negotiate a radius as small as 2'-8". ZP20 and ZP25 hoist swivel trolleys can negotiate a radius as small as 4'. Gear motors can also be removed for outfitting of P&H swivel trolley with user provided rubber tire tractor drive units.

Special Low Headroom Trolley

Using special trolley frame with upper sheave and offset hoist machinery, lifting heights can be optimized. Allows for maximum hook height in tight clearance applications.

Outdoor Weather Protection

Available with a range of outdoor protection options including: stainless steel chain, hoist and trolley weather proof covers, NEMA 4 type enclosures, low voltage 48 VAC control system, and panel heaters.

Special Hoist Control

Several special control options for the Zip-V include:

- Variable frequency drive hoist control option provides precision hook positioning
- Tandem control option for simultaneous control of two hoists
- Hour counter for scheduled preventive maintenance as well as hoist SWP (Safe Working Period) calculations

Food Grade Hoist

Stainless steel load chain, stainless steel lower hooks, stainless steel bottom block, and food grade lubricant can be provided for food handling and pharmaceutical applications.

Added Versatility

Variable Frequency Drives

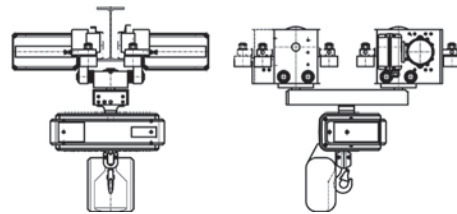
Enhance motorized trolley operation with variable frequency drives that offer:

- 2-step multi-speed or stepless control
- Flexibility in speed settings
- Dynamic braking

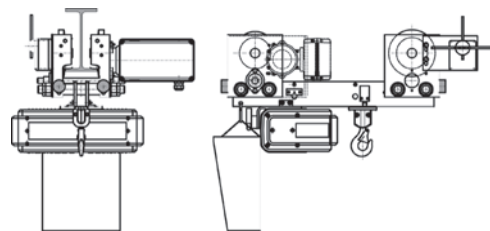
Minimum and maximum speed settings can be defined to provide easy and precise load placement, reduced load swings and less wear on equipment.

Hoist brake is incorporated into the motor design. The dynamic braking provided by the variable frequency drive allows for smooth stops and extended brake life.

Swivel Trolley



Low Headroom



Stainless Steel Chain, Block & Hook Option



Mounting Configurations



Fixed Top Hook Lug



Push Trolley



Standard 2 Speed Motorized Trolley or Optional Inverter Driven Trolley

A Sample of the Zip-V™ Offering

Frame	Cap. (Short) Tons	Lift*	Lift Speed (FPM)	SS or TS	No. of Falls	ASME Duty Class	Hoist Motor H.P.	Top Hook (TH) or Lug Mount (LM)		Push Trolley (PT)		Motorized Trolley** (MT)	
								H.R. (In.)	Wt. (Lbs.)	H.R. (In.)	Wt. (Lbs.)	H.R. (In.)	Wt. (Lbs.)
Single Speed, Single Phase Models 115 V - 1 Ph - 60 Hz													
ZP1	1/8	*	16	S	1	H3	0.16	12 3/16	30	13 7/8	36	N.A.	N.A.
ZP05	1/4	*	16	S	1	H3	0.64	16 1/2	60	15 5/8	74	N.A.	N.A.
ZP05	1/2	*	16	S	1	H3	0.64	16 1/2	60	15 5/8	74	N.A.	N.A.
ZP05	1	*	8	S	2	H3	0.64	18 1/2	67	18 7/8	89	N.A.	N.A.
Single Speed, Three Phase Models 208, 230, 460 V - 3 Ph - 60 Hz													
ZP05	1/4	*	16	S	1	H4	0.64	16 1/2	60	19 1/4	74	17 3/4	177
ZP05	1/4	*	32	S	1	H4	1.3	16 1/2	60	19 1/4	74	17 3/4	177
ZP05	1/2	*	16	S	1	H4	0.64	16 1/2	60	19 1/4	74	17 3/4	177
ZP05	1/2	*	32	S	1	H4	1.3	16 1/2	60	19 1/4	74	17 3/4	177
ZP05	1	*	16	S	2	H4	1.3	18 1/2	67	20 1/4	89	19 3/4	183
ZP10	1	*	16	S	1	H4	1.5	20 1/4	122	22	144	21	239
ZP10	1	*	32	S	1	H4	2.8	20 1/4	122	22	144	21	239
ZP10	2	*	8	S	2	H4	1.5	22 1/2	133	25	218	23 1/2	250
ZP10	2	*	16	S	2	H4	2.8	22 1/2	133	25	218	23 1/2	250
Two Speed, Three Phase Models 208, 230, 460 or 575 V - 3 Ph - 60 Hz													
ZP1	1/8	*	32/8	T	1	H4	0.33/0.08	12 3/16	30	14 3/4	36	N.A.	N.A.
ZP1	1/8	*	16/4	T	2	H4	0.33/0.08	13 1/16	33	14 3/4	39	N.A.	N.A.
ZP1	1/4	*	16/4	T	2	H3	0.33/0.08	13 1/16	33	14 3/4	39	N.A.	N.A.
ZP05	1/4	*	16/4	T	2	H4	1.3/0.3	18 1/2	67	19 1/4	81	19 3/4	183
ZP05	1/4	*	32/8	T	1	H4	1.3/0.3	16 1/2	60	19 1/4	74	17 3/4	177
ZP05	1/2	*	16/4	T	2	H4	1.3/0.3	18 1/2	67	20 1/4	81	19 3/4	183
ZP05	1/2	*	32/8	T	1	H4	1.3/0.3	16 1/2	60	19	74	18	177
ZP05	1	*	16/4	T	2	H4	1.3 0.3	18 1/2	67	20 1/4	89	19 3/4	183
ZP10	1/2	*	32/8	T	1	H4	2.8/0.75	20 1/4	121	22	143	21	240
ZP10	1	*	32/8	T	1	H4	2.8/0.75	20 1/4	122	22	144	21	239
ZP10	2	*	16/4	T	2	H4	2.8/0.75	22 1/2	133	25	218	23 1/2	250
ZP16	1	*	32/8	T	1	H4	5.7/1.4	22	243	21 1/4	287	21 1/4	353
ZP16	1 1/2	*	32/8	T	1	H4	5.7/1.4	22	243	21 1/4	287	21 1/4	353
ZP16	2	*	16/4	T	2	H4	5.7/1.4	26	243	25 1/4	287	25 1/4	353
ZP16	3	*	16/4	T	2	H4	5.7/1.4	26	243	25 1/4	287	25 1/4	353
ZP20	2	*	32/8	T	1	H4	5.7/1.4	27	243	27	321	27	365
ZP20	4	*	16/4	T	2	H4	5.7/1.4	31	243	31	331	31	375
ZP25	1 1/2	*	24/6	T	1	H4	5.7/1.4	26	243	27 1/2	331	27 1/2	375
ZP25	3	*	24/6	T	1	H4	5.7/1.4	26	243	27 1/2	331	27 1/2	375
ZP25	3	*	12/3	T	2	H4	5.7/1.4	31	243	31	331	31	375
ZP25	5	*	12/3	T	2	H4	5.7/1.4	31	243	31	331	31	375

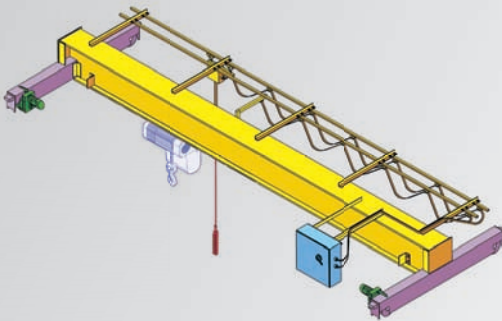
*10,15 & 20 ft lifts are standard, other lifts available. **Motorized Trolley Speed: 80/20 FPM; Trolley bumpers and motor brakes are included.

Complete Overhead Crane System

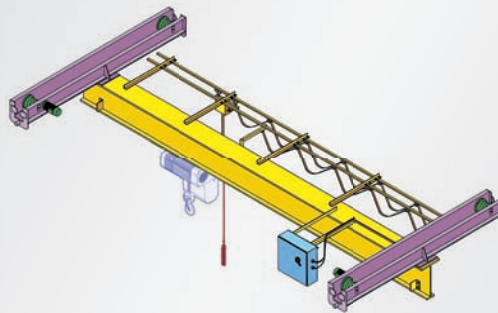
P&H Standard Kit Component Cranes

Your P&H ZIP-V Electric Chain Hoist is also available as part of a complete overhead crane system in a variety of configurations.

TOP RUNNING SINGLE GIRDER



UNDER RUNNING SINGLE GIRDER



JIB & GANTRY CRANES



MAST TYPE



Full Cantilever Design



Drop Cantilever Design



Freestanding Base Mount

WALL-MOUNTED TYPE



Wall-Bracket Design



Wall-Cantilever Design

Morris Material Handling is a world-class supplier of overhead cranes and maintenance services with customers in all segments of industry. We are the original equipment manufacturer of P&H® Cranes, Hoists & Replacement Parts. Worldwide, the P&H® brand has long been recognized as the symbol of quality, innovation, and reliability in the most demanding material handling applications and environments.

Morris Material Handling serves customers throughout the Americas, with operations in the U.S. and Mexico, as well as Canada and Chile through its affiliates Kaverit Cranes & Service ULC and Morris Chile LTDA. Headquarters are in Wisconsin, where the original company was founded in 1884. We currently have over 1,000 employees in multiple service and manufacturing locations.

Lifelong Lifting™ defines what Morris Material Handling does and who we are. It speaks to the heritage and endurance of our Company and the P&H® brand as well as our ongoing commitment to improve safety, productivity, and return on investment over the entire life cycle of our customers' operations. For our people, it is a commitment to a safe and progressive work environment, lifelong learning, and life changing opportunities.

**COMPLETE GEOGRAPHIC
COVERAGE OF NORTH
AND SOUTH AMERICA**
www.morriscranes.com



Morris Material Handling, Inc.
315 W. Forest Hill Avenue Oak Creek, WI 53154

Equipment & Modernizations: 1.866.261.9975

Parts: 1.800.727.8774

Service: 1.800.933.3001

www.morriscranes.com

MORRIS
MATERIAL HANDLING™



CRANES / HOISTS / SERVICE / PARTS